

# CHAPERONE GUIDE

## FOR SIMPLE MACHINES FIELD TRIP

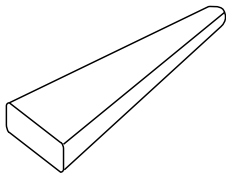
**TEACHERS AND CHAPERONES:** The Simple Machines guide is a tool for students to explore the Museum to find each of the 6 simple machines. Your job is to assist them through their exploration, but not to “tell” them the answers. In fact, there are lots of “right answers” for this activity. Allow the students to find the Simple Machines on their own. If they get really stuck, you can guide them to some of the exhibits listed. Have fun exploring the world of Simple Machines!

---

---

### WEDGE

An inclined plane that is thick at one end and tapers to a point on the other, often used to separate things.



**Stuck?** Try looking here: Ships Through the Ages (Lower Level 1), Take Flight (Balcony Level 3), Transportation Gallery (Main Level 2)

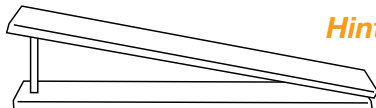
**Hint:** The pointed fronts of the boats, airplanes, and trains and the airplane wings are all examples of wedges.

---

---

### INCLINED PLANE

A flat surface with one edge raised higher than the other.



**Stuck?** Try looking here: Jollyball (Lower Level 1)

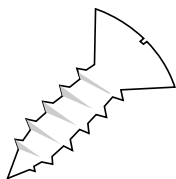
**Hint:** Look for ramps.

---

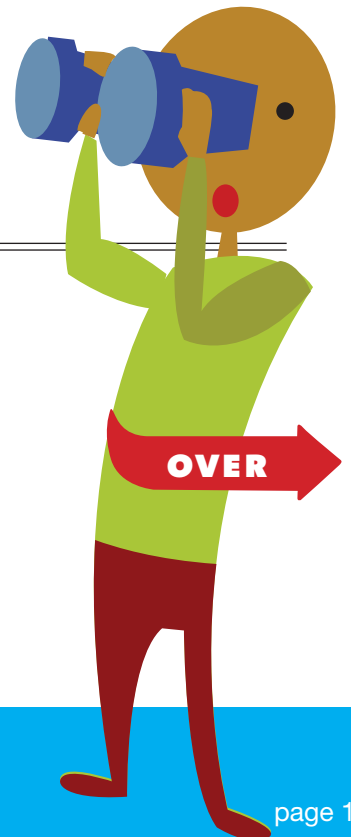
---

### SCREW

A specialized simple machine that is used to raise and lower things as well as hold things together.

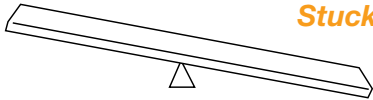


**Stuck?** Try looking here: Farm Tech (Lower Level 1)



## LEVER

Bar used for raising or moving weights centered on a fulcrum.

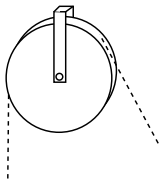


**Stuck?** Try looking here: Farm Tech (Lower Level 1)

---

---

**PULLEY** A simple machine with one or more grooved wheels connected by a rope.




**Stuck?** Try looking here: Jollyball (Lower Level 1), Ships through the Ages (Lower Level 1)

---

---

**WHEEL AND AXLE** A moveable simple machine centered on a fixed point.



**Stuck?** Try looking here: Transportation Gallery (Main Level 2), Racing Cars (Lower Level 1)

